

SPRINGBORO COMMUNITY CITY SCHOOLS
RECONCILIATION FOR MONTH ENDING
JANUARY 31, 2020



Depository Balances:

| | | |
|---------------------------------------|----------------|----------------|
| 5/3 Operating Checking Acct #99903794 | \$9,318,738.11 | |
| Total Depository Balances | | \$9,318,738.11 |

Adjustments to Bank Balance:

| | | |
|--------------------------------------|---------------|---------------|
| Outstanding Checks: Accounting | -\$694,673.94 | |
| Payroll | -\$136,752.78 | |
| Outstanding Vcards: Accounting | \$7,953.44 | |
| Adjustments/Notes | \$9.00 | |
| 1) Bank Error on Dennis Elem Deposit | \$ 9.00 | |
| 2) | \$ - | |
| Total Adjustments to Bank Balance | | -\$823,464.28 |

Investments:

| | | |
|---|----------------|----------------|
| CD - Harold E Mills 5/3 Bank (9098) | \$41,568.97 | |
| CD - Merle & Mary Allen 5/3 Bank (9219) | \$68,699.80 | |
| CD - Grange Scholarship 5/3 Bank (9093) | \$22,843.65 | |
| Huntington Bank Acct #1041012893 | \$1,043,420.12 | |
| Star Ohio | \$35,150.20 | |
| 5/3 Securities | \$4,972,622.86 | |
| Total Investments | | \$6,184,305.60 |

Total Bank Balances

\$14,679,579.43

Total Fund Balance

\$14,679,579.43

\$0.00

Arbiter Account:

| | | |
|----------------------------------|------------|------------|
| Acct #1095061300 Arbiter Balance | \$8,349.92 | |
| Outstanding Payments | \$0.00 | |
| Book Balance | | \$8,349.92 |

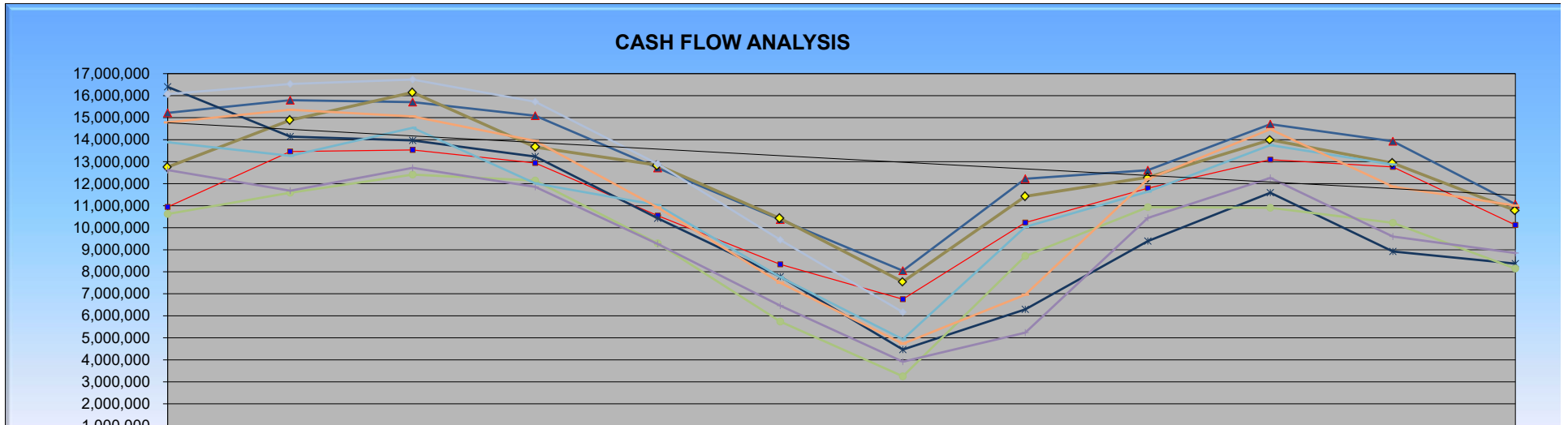
Fifth Third Bank:

| | | |
|-----------------|--|-------------|
| Acct#7703569421 | | \$22,000.00 |
|-----------------|--|-------------|


Terrah Floyd, Treasurer/CFO

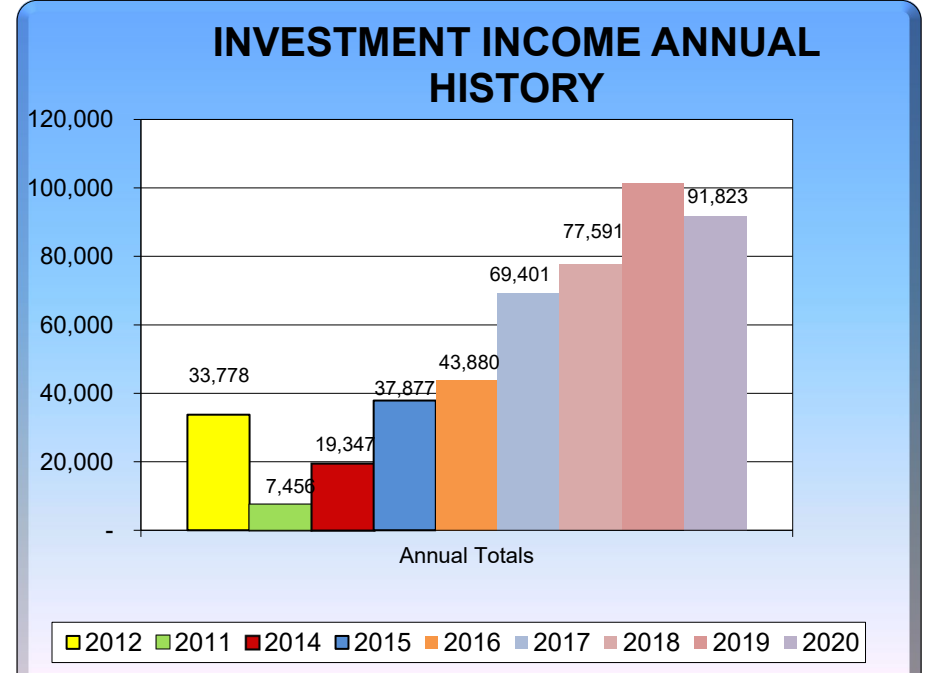
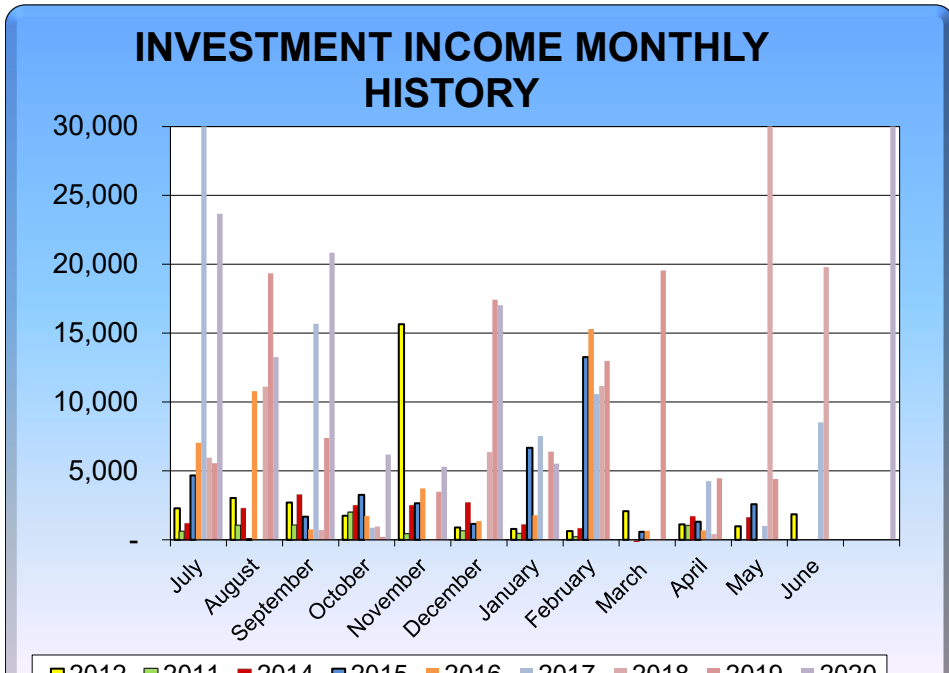
SPRINGBORO COMMUNITY CITY SCHOOLS
CASH FLOW HISTORY
(Amounts Represent General Fund Month Ending Balances)

| FY | Current Month | | | | | | | | | | | |
|------|---------------|------------|------------|------------|------------|------------|-----------|------------|------------|------------|------------|------------|
| | July | August | September | October | November | December | January | February | March | April | May | June |
| 2012 | 10,943,740 | 13,460,001 | 13,533,343 | 12,939,781 | 10,548,887 | 8,338,630 | 6,754,746 | 10,234,435 | 11,799,012 | 13,093,742 | 12,762,433 | 10,127,709 |
| 2013 | 15,219,086 | 15,793,376 | 15,706,069 | 15,088,260 | 12,712,944 | 10,370,909 | 8,047,609 | 12,223,488 | 12,614,582 | 14,701,106 | 13,930,078 | 11,070,591 |
| 2014 | 12,754,762 | 14,885,287 | 16,147,877 | 13,663,073 | 12,844,156 | 10,417,017 | 7,543,879 | 11,426,299 | 12,288,002 | 13,994,917 | 12,934,439 | 10,782,854 |
| 2015 | 16,398,089 | 14,138,107 | 13,965,306 | 13,233,279 | 10,429,438 | 7,777,413 | 4,466,180 | 6,292,608 | 9,395,939 | 11,591,212 | 8,923,751 | 8,368,436 |
| 2016 | 10,623,482 | 11,592,457 | 12,413,277 | 12,141,221 | 9,292,765 | 5,739,217 | 3,250,888 | 8,715,284 | 10,935,208 | 10,909,222 | 10,225,527 | 8,145,977 |
| 2017 | 12,620,561 | 11,682,692 | 12,720,266 | 11,857,777 | 9,266,179 | 6,461,509 | 3,916,562 | 5,234,729 | 10,445,777 | 12,264,781 | 9,598,535 | 8,850,435 |
| 2018 | 13,886,552 | 13,267,241 | 14,540,838 | 12,011,503 | 11,023,677 | 7,753,946 | 4,931,625 | 10,037,992 | 11,637,828 | 13,756,042 | 12,868,864 | 9,976,196 |
| 2019 | 14,785,484 | 15,359,156 | 15,055,223 | 13,943,987 | 10,922,928 | 7,502,012 | 4,729,915 | 6,957,250 | 12,209,441 | 14,475,044 | 11,864,498 | 11,006,082 |
| 2020 | 16,069,716 | 16,528,886 | 16,731,683 | 15,722,132 | 12,897,221 | 9,447,977 | 6,165,442 | | | | | |



SPRINGBORO COMMUNITY CITY SCHOOLS
INVESTMENT INCOME HISTORY

| | Current Month | | | | | | | | | | | | |
|------|---------------|--------|-----------|---------|----------|----------|---------|----------|---------|-------|--------|--------|---------|
| | July | August | September | October | November | December | January | February | March | April | May | June | ANNUAL |
| 2012 | 2,283 | 3,042 | 2,698 | 1,752 | 15,651 | 898 | 791 | 625 | 2,079 | 1,126 | 986 | 1,847 | 33,778 |
| 2013 | 621 | 1025 | 1055 | 1947 | 447 | 653 | 457 | 229 | 0 | 1022 | 0 | 0 | 7,456 |
| 2014 | 1221 | 2279 | 3249 | 2495 | 2490 | 2687 | 1129 | 883 | -448 | 1712 | 1650 | 0 | 19,347 |
| 2015 | 4669 | 31 | 1679 | 3267 | 2659 | 1159 | 6674 | 13,265 | 574 | 1318 | 2582 | 0 | 37,877 |
| 2016 | 7045 | 10,791 | 759 | 1736 | 3735 | 1359 | 1785 | 15,304 | 654 | 685 | 27 | 0 | 43,880 |
| 2017 | 37,964 | 15 | 15,685 | 869 | 18 | (12,835) | 7,539 | 10,587 | (4,215) | 4,250 | 1,003 | 8,521 | 69,401 |
| 2018 | 5,955 | 11,125 | 718 | 958 | -3924 | 6,360 | -2699 | 11,168 | -4284 | 403 | 32,017 | 19,794 | 77,591 |
| 2019 | 5,558 | 19,354 | 7,390 | 221 | 3497 | 17,427 | 6393 | 12,983 | 19,563 | 4,468 | 4,409 | - | 101,263 |
| 2020 | 23,662 | 13,260 | 20,849 | 6,183 | 5,303 | 17,035 | 5531 | | | | | | 91,823 |





| Fund # | Fund Description | FYTD | MTD | FYTD | Current | Current | Unencumbered | Bank |
|----------|---------------------------------------|--------------|---------------|--------------|---------------|--------------|--------------|--------------|
| Begin | Balance | MTD | Receipts | Expenditures | Expenditures | Fund | Balance | Code |
| | | Receipts | | | | Balance | Encumbrances | |
| 001 0000 | GENERAL | | | | | | | |
| | 9,992,869.77 | 1,553,243.61 | 28,199,202.22 | 4,835,778.06 | 33,039,836.86 | 5,152,235.13 | 3,011,881.14 | 2,140,353.99 |
| 001 9412 | BUDGET RESERVE | | | | | | | |
| | 1,013,208.92 | 0.00 | 0.00 | 0.00 | 0.00 | 1,013,208.92 | 0.00 | 1,013,208.92 |
| 002 0000 | BOND RETIREMENT | | | | | | | |
| | 8,262,183.34 | 0.00 | 3,009,007.31 | 0.00 | 5,389,204.33 | 5,881,986.32 | 0.00 | 5,881,986.32 |
| 002 9204 | MASTER FACILITY PLAN-BOND RETIREMENT | | | | | | | |
| | 268,835.69 | 0.00 | 0.00 | 0.00 | 0.00 | 268,835.69 | 0.00 | 268,835.69 |
| 003 0000 | PERMANENT IMPROVEMENT | | | | | | | |
| | 0.00 | 0.00 | 0.00 | 0.00 | 0.00 | 0.00 | 0.00 | 0.00 |
| 004 9018 | Track & Turf Project FY18 | | | | | | | |
| | 233.20 | 0.00 | 22,500.00 | 0.00 | 22,426.48 | 306.72 | 0.00 | 306.72 |
| 004 9207 | BUILDING FUND - MVH PROJECT | | | | | | | |
| | 0.00 | 0.00 | 0.00 | 0.00 | 0.00 | 0.00 | 0.00 | 0.00 |
| 004 9218 | MIRACLE FIELD PROJECT | | | | | | | |
| | 28,220.00 | 0.00 | 0.00 | 0.00 | 0.00 | 28,220.00 | 0.00 | 28,220.00 |
| 006 0000 | FOOD SERVICE FUND | | | | | | | |
| | 971,645.13 | 138,380.47 | 920,142.49 | 140,039.55 | 878,798.86 | 1,012,988.76 | 193,032.10 | 819,956.66 |
| 007 9001 | PEPSI SCHOLARSHIP | | | | | | | |
| | 8,000.00 | 0.00 | 0.00 | 0.00 | 0.00 | 8,000.00 | 0.00 | 8,000.00 |
| 007 9002 | SHS MEMORIAL TRUST FUND | | | | | | | |
| | 2,699.06 | 0.00 | 0.00 | 0.00 | 0.00 | 2,699.06 | 0.00 | 2,699.06 |
| 007 9003 | ERIKA OWEN SCHOLARSHIP FUND | | | | | | | |
| | 2,022.00 | 0.00 | 0.00 | 0.00 | 2,000.00 | 22.00 | 0.00 | 22.00 |
| 007 9004 | SHAPIRO MEMORIAL SCHOLARSHIP FUND | | | | | | | |
| | 5,000.00 | 5,000.00 | 5,000.00 | 0.00 | 4,800.00 | 5,200.00 | 0.00 | 5,200.00 |
| 007 9005 | Logan Michael Turner Scholarship Fund | | | | | | | |
| | 0.00 | 0.00 | 0.00 | 0.00 | 0.00 | 0.00 | 0.00 | 0.00 |
| 007 9093 | GRANGE SCHOLARSHIP FUND | | | | | | | |
| | 22,628.41 | 28.94 | 215.24 | 0.00 | 0.00 | 22,843.65 | 0.00 | 22,843.65 |
| 007 9098 | HAROLD E. MILLS SCHOLARSHIP FUND | | | | | | | |
| | 41,027.25 | 52.67 | 541.72 | 0.00 | 0.00 | 41,568.97 | 0.00 | 41,568.97 |

| Fund # | Fund Description | FYTD | MTD | FYTD | Current | Current | Unencumbered | Bank | |
|---------------|---|-----------|--------------|--------------|--------------|--------------|--------------|-----------|------------|
| Begin Balance | MTD Receipts | Receipts | Expenditures | Expenditures | Fund Balance | Encumbrances | Fund Balance | Code | |
| 019 9220 | Warren Cty Board of MRDD Grant FY20 | 0.00 | 25,000.00 | 50,000.00 | 0.00 | 9,250.50 | 40,749.50 | 36,179.50 | 4,570.00 |
| 019 922S | FY12 MENTAL RECOVERY - RE-DO PROGRAM | 338.18 | 0.00 | 0.00 | 0.00 | 338.18 | 0.00 | 0.00 | 0.00 |
| 019 923K | FY13 KINDER MORGAN GRANT | 0.19 | 0.00 | 0.00 | 0.00 | 0.19 | 0.00 | 0.00 | 0.00 |
| 019 923M | FY13 - MEN OF STRENGTH VIOLENCE PREV. GRANT | 2,373.00 | 0.00 | 0.00 | 0.00 | 2,373.00 | 0.00 | 0.00 | 0.00 |
| 019 924K | FY14 KINDER MORGAN GRANT | 190.19 | 0.00 | 0.00 | 0.00 | 190.19 | 0.00 | 0.00 | 0.00 |
| 020 0000 | MVH LEASE PAYMENTS/SPECIAL ENTERPRISE FUND | 0.00 | 0.00 | 989,387.75 | 0.00 | 793,283.20 | 196,104.55 | 0.00 | 196,104.55 |
| 022 907B | ATHLETIC TOURNAMENT | 0.00 | 0.00 | 0.00 | 0.00 | 0.00 | 0.00 | 0.00 | 0.00 |
| 024 9202 | FLEXIBLE SPENDING | 9,091.77 | 0.00 | 0.00 | 0.00 | 0.00 | 9,091.77 | 0.00 | 9,091.77 |
| 200 901A | HIGH SCHOOL PRIDE COMMITTEE | 1,194.68 | 0.00 | 0.00 | 0.00 | 0.00 | 1,194.68 | 0.00 | 1,194.68 |
| 200 902A | ROBOTICS CLUB - DISTRICT WIDE | 23,222.43 | 134.00 | 2,444.15 | 1,410.43 | 13,529.93 | 12,136.65 | 1,024.30 | 11,112.35 |
| 200 903A | STAND CLUB | 403.44 | 0.00 | 0.00 | 0.00 | 0.00 | 403.44 | 0.00 | 403.44 |
| 200 904A | Radio Broadcasting Club | 200.00 | 0.00 | 0.00 | 0.00 | 0.00 | 200.00 | 0.00 | 200.00 |
| 200 905A | SKI CLUB | 9,819.10 | 0.00 | 1,596.00 | 0.00 | 0.00 | 11,415.10 | 0.00 | 11,415.10 |
| 200 906A | HS CAR CLUB | 4,270.45 | 0.00 | 0.00 | 0.00 | 3,857.67 | 412.78 | 0.00 | 412.78 |
| 200 907A | BPA Club (Business) HS | 0.00 | 0.00 | 1,033.00 | 197.00 | 917.00 | 116.00 | 75.00 | 41.00 |
| 200 908A | JROTC | 5,343.29 | 9,139.00 | 22,039.00 | 1,000.00 | 13,087.44 | 14,294.85 | 0.00 | 14,294.85 |

| Fund # | Fund Description | FYTD | MTD | FYTD | Current | Current | Unencumbered | Bank |
|----------|-------------------------------------|--------------|--------------|--------------|--------------|--------------|--------------|------|
| Begin | Balance | Receipts | Expenditures | Expenditures | Fund Balance | Encumbrances | Fund Balance | Code |
| | | MTD Receipts | | | | | | |
| 200 909A | HIGH SCHOOL GERMAN CLUB | 0.00 | 0.00 | 0.00 | 108.38 | 0.00 | 108.38 | |
| | 108.38 | 0.00 | 0.00 | 0.00 | 108.38 | 0.00 | 108.38 | |
| 200 910A | HS Academic Team | 0.00 | 20.00 | 0.00 | 171.34 | 0.00 | 171.34 | |
| | 151.34 | 0.00 | 20.00 | 0.00 | 171.34 | 0.00 | 171.34 | |
| 200 911A | SI - STUDENT COUNCIL | 0.00 | 355.00 | 0.00 | 1,396.79 | 0.00 | 1,396.79 | |
| | 1,396.38 | 0.00 | 355.00 | 0.00 | 1,396.79 | 0.00 | 1,396.79 | |
| 200 912A | HS ART CLUB | 0.00 | 20.00 | 0.00 | 25.29 | 0.00 | 25.29 | |
| | 5.29 | 0.00 | 20.00 | 0.00 | 25.29 | 0.00 | 25.29 | |
| 200 913A | HIGH SCHOOL DRAMA CLUB | 0.00 | 1,126.00 | 0.00 | 5,237.70 | 902.75 | 4,334.95 | |
| | 5,924.61 | 0.00 | 1,126.00 | 0.00 | 5,237.70 | 902.75 | 4,334.95 | |
| 200 914A | JCOWA (FORMERLY GLOBAL CONNECTIONS) | 0.00 | 255.00 | 0.00 | 692.94 | 0.00 | 692.94 | |
| | 437.94 | 0.00 | 255.00 | 0.00 | 692.94 | 0.00 | 692.94 | |
| 200 915A | S.A.D.D. | 0.00 | 416.00 | 25.92 | 3,399.30 | 0.00 | 3,399.30 | |
| | 3,009.22 | 0.00 | 416.00 | 25.92 | 3,399.30 | 0.00 | 3,399.30 | |
| 200 916A | HS LANGUAGE CLUB | 0.00 | 418.00 | 394.20 | 3,050.20 | 0.00 | 3,050.20 | |
| | 3,026.40 | 0.00 | 418.00 | 394.20 | 3,050.20 | 0.00 | 3,050.20 | |
| 200 917A | HIGH SCHOOL STUDENT COUNCIL | 0.00 | 24,164.00 | 790.72 | 30,577.20 | 220.00 | 30,357.20 | |
| | 24,511.78 | 0.00 | 24,164.00 | 790.72 | 30,577.20 | 220.00 | 30,357.20 | |
| 200 918A | JR HIGH STUDENT COUNCIL | 20.00 | 380.00 | 70.86 | 355.31 | 379.14 | 23.83- | |
| | 879.17 | 20.00 | 380.00 | 70.86 | 355.31 | 379.14 | 23.83- | |
| 200 919A | S-CAPADES | 0.00 | 9,515.00 | 0.00 | 12,763.66 | 0.00 | 12,763.66 | |
| | 8,821.73 | 0.00 | 9,515.00 | 0.00 | 12,763.66 | 0.00 | 12,763.66 | |
| 200 920A | JR HIGH YEARBOOK | 0.00 | 6,059.92 | 0.00 | 14,767.98 | 0.00 | 14,767.98 | |
| | 13,114.99 | 0.00 | 6,059.92 | 0.00 | 14,767.98 | 0.00 | 14,767.98 | |
| 200 921A | DENNIS DH CLASS | 0.00 | 524.69 | 209.25 | 349.55 | 0.00 | 349.55 | |
| | 461.02 | 0.00 | 524.69 | 209.25 | 349.55 | 0.00 | 349.55 | |
| 200 922A | HS JOB AND LIFE SKILLS | 16.00 | 159.00 | 101.46 | 206.73 | 150.00 | 56.73 | |
| | 618.61 | 16.00 | 159.00 | 101.46 | 206.73 | 150.00 | 56.73 | |
| 200 923A | FP LIFE SKILLS | 0.00 | 384.00 | 0.00 | 0.00 | 0.00 | 0.00 | |
| | 97.00 | 0.00 | 384.00 | 0.00 | 0.00 | 0.00 | 0.00 | |
| 200 924A | SI Theater Club | 0.00 | 0.00 | 0.00 | 5,329.15 | 0.00 | 5,329.15 | |
| | 5,329.15 | 0.00 | 0.00 | 0.00 | 5,329.15 | 0.00 | 5,329.15 | |

| Fund # | Fund Description | FYTD | MTD | FYTD | Current | Current | Unencumbered | Bank | |
|--------|--|------------|--------------|--------------|--------------|--------------|--------------|-----------|------------|
| Begin | Balance | Receipts | Expenditures | Expenditures | Fund Balance | Encumbrances | Fund Balance | Code | |
| 200 | 970A CLASS OF 2018 | 0.00 | 0.00 | 0.00 | 0.00 | 0.00 | 0.00 | | |
| 200 | 971A CLASS OF 2019 | 1,526.16 | 0.00 | 0.00 | 1,526.16 | 0.00 | 0.00 | | |
| 200 | 972A CLASS OF 2020 | 4,216.41 | 0.00 | 8,890.16 | 5,721.00 | 7,385.57 | 279.00 | 7,106.57 | |
| 200 | 973A CLASS OF 2021 | 0.00 | 0.00 | 3,148.00 | 0.00 | 1,975.50 | 8,000.00 | 6,827.50- | |
| 300 | 9011 SWIMMING FUNDRAISER ACCT. | 2,444.47 | 538.90 | 6,707.26 | 4,353.74 | 7,071.16 | 2,080.57 | 1,267.75 | 812.82 |
| 300 | 9017 HS GIRLS TRACK - FUNDRAISER | 261.81 | 0.00 | 0.00 | 0.00 | 261.81 | 0.00 | 261.81 | |
| 300 | 9018 JH GIRLS TRACK - FUNDRAISER | 2,058.11 | 0.00 | 93.08 | 0.00 | 0.00 | 2,151.19 | 460.00 | 1,691.19 |
| 300 | 901B ATHLETICS | 115,561.43 | 38,827.85 | 261,504.56 | 22,901.01 | 242,704.29 | 134,361.70 | 15,290.03 | 119,071.67 |
| 300 | 901C HS BOYS BASKETBALL FUNDRAISER ACCT. | 2,687.81 | 614.58 | 8,528.61 | 2,489.30 | 7,428.89 | 3,787.53 | 685.05 | 3,102.48 |
| 300 | 901D JH BOYS BASKETBALL FUNDRAISER ACCT. | 93.00 | 0.00 | 0.00 | 0.00 | 0.00 | 93.00 | 0.00 | 93.00 |
| 300 | 901E BOYS SOCCER FUNDRAISER ACCT. | 14,279.67 | 75.00 | 11,858.58 | 311.75 | 5,859.89 | 20,278.36 | 0.00 | 20,278.36 |
| 300 | 901F SOFTBALL FUNDRAISER ACCT. | 8,459.18 | 1,479.00 | 6,795.00 | 1,290.00 | 5,869.10 | 9,385.08 | 311.50 | 9,073.58 |
| 300 | 901G BASEBALL FUNDRAISER ACCT. | 34,173.98 | 9,149.00 | 28,734.94 | 2,761.50 | 11,681.08 | 51,227.84 | 8,520.00 | 42,707.84 |
| 300 | 901H HS FOOTBALL FUNDRAISER ACCT. | 31,549.78 | 380.00 | 2,878.07 | 299.60 | 32,481.73 | 1,946.12 | 500.40 | 1,445.72 |
| 300 | 901I JH FOOTBALL FUNDRAISER | 2,798.00 | 0.00 | 3,385.15 | 0.00 | 2,377.15 | 3,806.00 | 0.00 | 3,806.00 |
| 300 | 901J BOWLING FUNDRAISER ACCT. | 3,874.95 | 2,526.70 | 2,526.70 | 0.00 | 103.90 | 6,297.75 | 217.50 | 6,080.25 |

| Fund # | Fund Description | FYTD | MTD | FYTD | Current | Current | Unencumbered | Bank | |
|----------|--------------------------------------|--------------|----------|--------------|--------------|--------------|--------------|-------------------|----------|
| Begin | Balance | MTD Receipts | Receipts | Expenditures | Expenditures | Fund Balance | Encumbrances | Fund Balance Code | |
| 300 901K | BOYS GOLF FUNDRAISER ACCT. | 7,631.84 | 0.00 | 2,627.72 | 0.00 | 4,275.17 | 5,984.39 | 0.00 | 5,984.39 |
| 300 901L | GIRLS GOLF FUNDRAISER ACCT. | 5,891.73 | 0.00 | 3,194.61 | 0.00 | 363.23 | 8,723.11 | 0.00 | 8,723.11 |
| 300 901M | HS BOYS TRACK FUNDRAISER ACCT. | 5,053.65 | 0.00 | 397.89 | 792.90 | 852.90 | 4,598.64 | 2,500.00 | 2,098.64 |
| 300 901N | JH BOYS TRACK FUNDRAISER ACCT. | 0.00 | 0.00 | 0.00 | 0.00 | 0.00 | 0.00 | 0.00 | 0.00 |
| 300 901O | HS WRESTLING FUNDRAISER ACCT. | 2,793.90 | 2,989.00 | 7,781.00 | 3,071.33 | 5,712.28 | 4,862.62 | 2,000.00 | 2,862.62 |
| 300 901P | JH WRESTLING FUNDRAISER ACCT. | 503.02 | 0.00 | 0.00 | 0.00 | 0.00 | 503.02 | 0.00 | 503.02 |
| 300 901Q | HS GIRLS BASKETBALL FUNDRAISER ACCT. | 10,639.98 | 759.64 | 8,557.12 | 862.25 | 9,304.32 | 9,892.78 | 2,801.95 | 7,090.83 |
| 300 901R | JH GIRLS BASKETBALL FUNDRAISER ACCT. | 160.00 | 0.00 | 0.00 | 0.00 | 0.00 | 160.00 | 0.00 | 160.00 |
| 300 901S | GIRLS SOCCER FUNDRAISER ACCT. | 8,900.78 | 0.00 | 11,062.90 | 0.00 | 13,122.31 | 6,841.37 | 0.00 | 6,841.37 |
| 300 901T | HS VOLLEYBALL FUNDRAISER ACCT. | 8,946.08 | 0.00 | 14,853.80 | 182.00 | 20,500.23 | 3,299.65 | 255.00 | 3,044.65 |
| 300 901U | JH VOLLEYBALL FUNDRAISER | 0.00 | 0.00 | 0.00 | 0.00 | 0.00 | 0.00 | 0.00 | 0.00 |
| 300 901V | Panther Indoor Track Club | 4,088.51 | 3,577.75 | 9,217.75 | 3,293.00 | 3,011.85 | 10,294.41 | 450.00 | 9,844.41 |
| 300 901W | HS CROSS COUNTRY FUNDRAISER ACCT. | 4,894.85 | 0.00 | 13,110.93 | 0.00 | 10,227.42 | 7,778.36 | 2,010.60 | 5,767.76 |
| 300 901X | JH CROSS COUNTRY FUNDRAISER ACCT. | 440.64 | 0.00 | 3,065.62 | 45.00 | 3,262.36 | 243.90 | 0.00 | 243.90 |
| 300 901Y | BOYS TENNIS FUNDRAISER ACCT. | 341.35 | 0.00 | 15,209.44 | 1,252.82 | 14,205.38 | 1,345.41 | 40.00 | 1,305.41 |
| 300 901Z | GIRLS TENNIS FUNDRAISER ACCT. | 3,456.77 | 0.00 | 4,432.98 | 0.00 | 4,284.30 | 3,605.45 | 0.00 | 3,605.45 |

| Fund # | Fund Description | FYTD Receipts | MTD Expenditures | FYTD Expenditures | Current Fund Balance | Current Encumbrances | Unencumbered Fund Balance | Bank Code | |
|----------|---------------------------------------|---------------|------------------|-------------------|----------------------|----------------------|---------------------------|-----------|-----------|
| 300 902B | BAND | 0.00 | 3,375.00 | 26,250.00 | 0.00 | 25,321.54 | 928.46 | 0.00 | 928.46 |
| 300 903B | HIGH SCHOOL CHOIR (MUSICALS) | 8,447.81 | 1,041.00 | 11,013.86 | 1,675.00 | 6,212.61 | 13,249.06 | 8,205.60 | 5,043.46 |
| 300 904B | JR HIGH CHEERLEADERS | 117.28 | 0.00 | 0.00 | 0.00 | 0.00 | 117.28 | 0.00 | 117.28 |
| 300 905B | HIGH SCHOOL CHEERLEADERS | 51,444.48 | 284.60 | 23,679.75 | 369.98 | 51,955.71 | 23,168.52 | 490.02 | 22,678.50 |
| 300 906B | SYB - SPRINGBORO YOUTH BASKETBALL | 10,059.00 | 0.00 | 0.00 | 0.00 | 0.00 | 10,059.00 | 0.00 | 10,059.00 |
| 300 907B | ATH/TOURNAMENT | 6,580.97 | 0.00 | 0.00 | 0.00 | 0.00 | 6,580.97 | 0.00 | 6,580.97 |
| 300 908B | HS BOYS LACROSSE | 25.00 | 0.00 | 0.00 | 0.00 | 0.00 | 25.00 | 0.00 | 25.00 |
| 300 909B | JR HIGH SHOW CHOIR | 7,585.53 | 0.00 | 495.00 | 0.00 | 0.00 | 8,080.53 | 863.43 | 7,217.10 |
| 300 910B | HS GIRLS LACROSSE | 0.00 | 0.00 | 0.00 | 0.00 | 0.00 | 0.00 | 0.00 | 0.00 |
| 300 911B | H.S. SHOW CHOIR | 416.58 | 0.00 | 0.00 | 268.75 | 332.38 | 84.20 | 0.00 | 84.20 |
| 300 913B | H.S. Acappella | 1,139.90 | 200.00 | 428.00 | 51.96 | 130.74 | 1,437.16 | 119.26 | 1,317.90 |
| 300 914B | HIGH SCHOOL CHEERLEADING COMPETITIONS | 6,851.72 | 22,477.91 | 106,191.91 | 2,184.31 | 32,587.67 | 80,455.96 | 61,714.04 | 18,741.92 |
| 300 915B | HIGH SCHOOL HOCKEY | 817.34 | 370.47 | 3,847.47 | 370.47 | 1,170.47 | 3,494.34 | 3,477.00 | 17.34 |
| 300 916B | SPECIAL OLYMPICS | 1,151.60 | 0.00 | 0.00 | 0.00 | 207.99 | 943.61 | 500.00 | 443.61 |
| 300 917B | TURF MAINTENANCE FUND | 11,051.26 | 505.19 | 3,031.14 | 0.00 | 0.00 | 14,082.40 | 0.00 | 14,082.40 |
| 300 918B | JR HIGH CHEERLEADING COMPETITION | 2,983.00 | 9,879.34 | 22,178.01 | 2,687.00 | 10,369.59 | 14,791.42 | 268.75 | 14,522.67 |

| Fund # | Fund Description | FYTD | MTD | FYTD | Current | Current | Unencumbered | Bank |
|----------|--|--------------|--------------|--------------|--------------|--------------|--------------|------------|
| Begin | Balance | Receipts | Expenditures | Expenditures | Fund Balance | Encumbrances | Fund Balance | Code |
| | | MTD Receipts | | | | | | |
| 572 9218 | TITLE I FY18 | 0.00 | 0.00 | 0.00 | 0.00 | 0.00 | 0.00 | 0.00 |
| 572 9219 | TITLE I FY19 | 0.00 | 9,088.68 | 0.00 | 9,088.68 | 0.00 | 0.00 | 0.00 |
| 572 9220 | Title I FY20 | 0.00 | 40,404.58 | 10,312.72 | 50,717.30 | 10,312.72- | 0.00 | 10,312.72- |
| 587 9019 | IDEA Pre-School Restoration Funds | 0.00 | 0.00 | 0.00 | 0.00 | 0.00 | 0.00 | 0.00 |
| 587 9020 | Pre-School Restoration FY20 | 0.00 | 950.29 | 0.00 | 950.29 | 0.00 | 0.00 | 0.00 |
| 587 9217 | PRESCHOOL SPECIAL ED FY17 | 0.00 | 0.00 | 0.00 | 0.00 | 0.00 | 0.00 | 0.00 |
| 587 9218 | PRE-SCHOOL SP ED FY18 | 0.00 | 0.00 | 0.00 | 0.00 | 0.00 | 0.00 | 0.00 |
| 587 9219 | PRE-SCHOOL SPEC ED | 0.00 | 1,961.16 | 0.00 | 1,961.16 | 0.00 | 0.00 | 0.00 |
| 587 9220 | Pre-School Special Ed FY20 | 0.00 | 12,680.00 | 3,170.00 | 15,850.00 | 3,170.00- | 0.00 | 3,170.00- |
| 590 9217 | TITLE IIA ITQ FY17 | 0.00 | 0.00 | 0.00 | 0.00 | 0.00 | 0.00 | 0.00 |
| 590 9218 | TITLE II-A ITQ FY18 | 0.00 | 0.00 | 0.00 | 0.00 | 0.00 | 0.00 | 0.00 |
| 590 9219 | TITLE II-A FY19 | 0.00 | 204.03 | 0.00 | 204.03 | 0.00 | 0.00 | 0.00 |
| 590 9220 | Title II-A ITC FY20 | 0.00 | 32,345.29 | 7,432.11 | 54,998.26 | 22,652.97- | 15,731.34 | 38,384.31- |
| 599 9218 | Title IV-A ESSA | 0.00 | 0.00 | 0.00 | 0.00 | 0.00 | 0.00 | 0.00 |
| 599 9219 | Student Support & Academic Enrich FY19 | 0.00 | 0.00 | 0.00 | 0.00 | 0.00 | 0.00 | 0.00 |
| 599 9220 | Title IV-A ESSA FY20 | 0.00 | 0.00 | 0.00 | 9,769.32 | 9,769.32- | 0.00 | 9,769.32- |

| Fund # | Fund Description | FYTD | MTD | FYTD | Current | Current | Unencumbered Bank |
|---------------|------------------|---------------|--------------|---------------|---------------|--------------|-------------------|
| Begin Balance | MTD Receipts | Receipts | Expenditures | Expenditures | Fund Balance | Encumbrances | Fund Balance Code |
| GRAND TOTALS: | | | | | | | |
| 21,571,497.97 | 1,838,129.92 | 35,035,256.47 | 5,206,394.99 | 41,927,175.01 | 14,679,579.43 | 3,590,222.34 | 11,089,357.09 |